

# DOWNLOAD PDF DOCUMENT



## 1995 KIA SEPHIA WIRING ...

**DOWNLOAD DOCUMENT NOW**

**Updated:** 10/14/2017

---

### DISCLAIMER:

BE-FIRST.CO uses the following 1995 kia sephia wiring diagram manual original book available for free PDF download which is also related with

### 1995 KIA SEPHIA WIRING DIAGRAM MANUAL ORIGINAL

We offer you to download 1995 kia sephia wiring diagram manual original as well as hundreds of other books in PDF format for free. The only condition is to pass a registration. You should click on the link below and then answer simple questions. It will not take more than a couple of minutes. Bear in mind that it is necessary to make the process of using our digital library more comfortable to you and other users; registration helps to devoid of hackers' attacks that are an ordinary thing on the Internet. Therefore, when you need 1995 kia sephia wiring diagram manual original or your friend is looking for a good online library to download 1995 kia sephia wiring diagram manual original for free, take advantage of our bargain and register now. When you need 1995 kia sephia wiring diagram manual original or other eBooks, just register on our site once and you will get a free access to a treasury of eBooks. You will be able to download 1995 kia sephia wiring diagram manual original on your device any time.

---

**DOWNLOAD NOW**

# DOWNLOAD PDF DOCUMENT

# DOWNLOAD PDF DOCUMENT

## 1995 KIA SEPHIA WIRING ...

---

### [X0100 WIRING DIAGRAM](#)

X0100 Strike Interface Time Delay Module Power Wiring Diagram(24 VAC VDC; 250mA Max) 5 Amp Max NC (Normally Closed) To Electric Strike Common C (Common) +24 V NO (Normally Open) (Dry Contacts) 2 1 NC (Normally Closed) To Control Activation C (Common) NO (Normally Open) (Dry Contacts) 3 4 2 Amp Max Activation Common Note: This module does not provide an output voltage to drive an electric strike. ...

**File name:** X0100-Wiring-Diagram.pdf  
[Download now or Read Online](#)

---

### [BLOCK WIRING DIAGRAM FOR 2S-SS](#)

BLOCK WIRING DIAGRAM IWS-ABDS1. Without volume control2. With volume control Volume control should be auto transformer type control (SVC-W, SVC-I, RVC-W, RVC-I). The use of 8 ohm speakers is recommended. When A+B is selected, the net load to amplifier is 4 ohms.Dayton Audio PO Box 52 Springboro, OH 45066 300T575 ...

**File name:** 300-575-dayton-audio-iws-abds-block-wiring-diagram.pdf  
[Download now or Read Online](#)

---

### [MICROSOFT WORD - CORDONA WIRING DIAGRAM SBK- 4 2 NEG. 4 COILS.DOC](#)

Wiring diagram for engines with 4 coils, 2 negative wires from the CDI, and 4 +12vwires from the stock wiring harness.For 3 cyl. and single cyl. splice the number of Killbox yellows necessary and ground theremaining yellows. For Dyna 2000; connect one (any) yellow to orange and one otheryellow to gnd. The other 2 yellows are not used, should be cut.A GP Switch should be installed in the Pullswitch...

**File name:** cordona wiring diagram SBK- 4 2 neg. 4 coils.pdf  
[Download now or Read Online](#)

---

### [WIRING DIAGRAM FOR 92 TOYOTA CAMRY](#)

Wiring Diagram For 92 Toyota Camry pdfDOWNLOAD HEREUSING TOYOTA WIRING DIAGRAMS USING THE ELECTRICAL WIRING DIAGRAMhttp www autoshop101 com forms h09e pdfUSING THE ELECTRICAL WIRING DIAGRAM USING TOYOTA WIRING DIAGRAMS Page 1 Toyota Motor Sales U S A Inc All RightsReserved USING TOYOTA WIRING DIAGRAMSTOYOTA ELECTRICAL WIRING DIAGRAM - Automotive Training andhttp www autoshop101 com forms ToyEWB pd...

**File name:**  
[Download now or Read Online](#)

---

















# DOWNLOAD PDF DOCUMENT

# DOWNLOAD PDF DOCUMENT

Here below another book similar with:

## 1995 KIA SEPHIA WIRING ...

---

-  [1995 kia sephia wiring diagram manual original](#)
-  [2005 toyota highlander wiring diagram manual original](#)
-  [1992 toyota 4runner wiring diagram manual original](#)
-  [2003 toyota camry solara wiring diagram manual original](#)
-  [online repair manual for 2003 kia sedona](#)
-  [haynes repair manual 1997 kia sportage downloadable](#)
-  [2015 kia rio manual transmission fluid](#)
-  [kia ceed user manual service download](#)
-  [owner manual of kia sportage](#)
-  [daewoo cielo 1995 repair manual](#)
-  [1995 honda civic ex manual transmission fluid](#)
-  [revox b77 mkii service manual original](#)
-  [1995 toyota hiace 2 4 diesel engine workshop manual pdf](#)
-  [1991 1998 kawasaki kaf450 b1 mule 1000 atv workshop service repair manual download 1991 1992 1993 1994 1995 1996 1997 1998](#)
-  [1989 1995 taurus sho repair manual](#)
-  [kia sorento engine parts](#)
-  [kia sedona diesel engine](#)
-  [update kia sorento gps](#)
-  [field analysis and potential theory softcover reprint of the original 1st edition 1989](#)
-  [gio pomodoro ornamenti 1954 1995](#)

# DOWNLOAD PDF DOCUMENT